

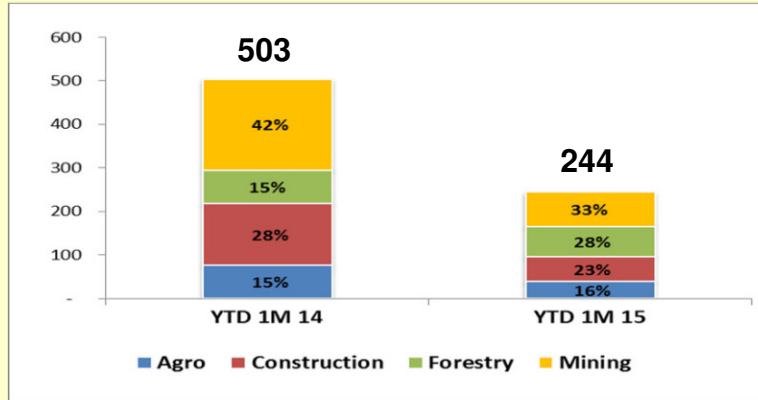


# UNITED TRACTORS

## Operational Updates as of January 2015

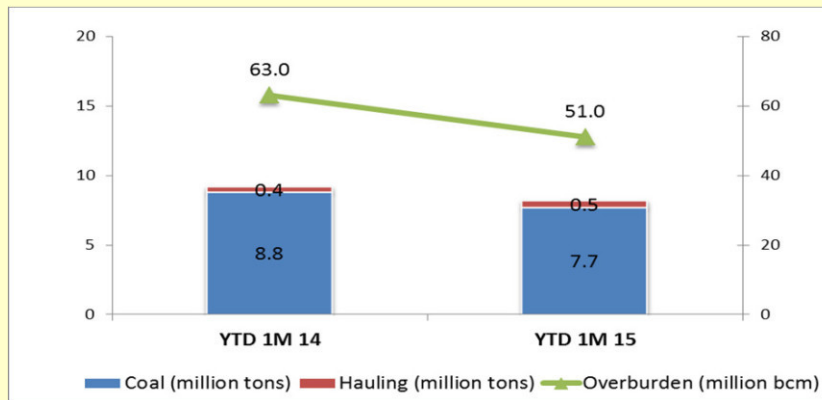
**Construction Machinery**  
United Tractors

### Komatsu YTD Sales Volume (in unit)



Komatsu monthly sales volume for January 2015 was 244 units. Market share for YTD 1M 15 was 37%.

### Coal Production & Hauling and Overburden Removal

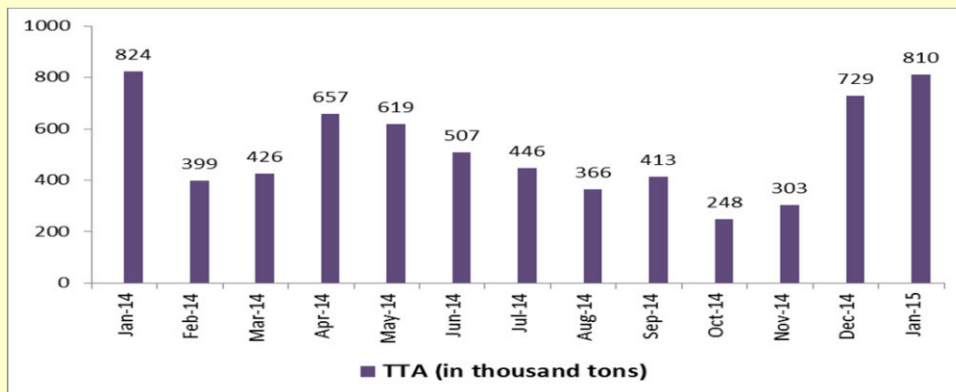


Note: Hauling refers to coal transported by PAMA from mine to stockpile/ jetty, produced by other contractor.

**Mining Contracting**  
Pamapersada Nusantara

**Coal Mining**  
TTTA Mines

### Coal Sales Volume (in 000 ton)



YTD 1M 14: 824,000 tons

YTD 1M 15: 810,000 tons

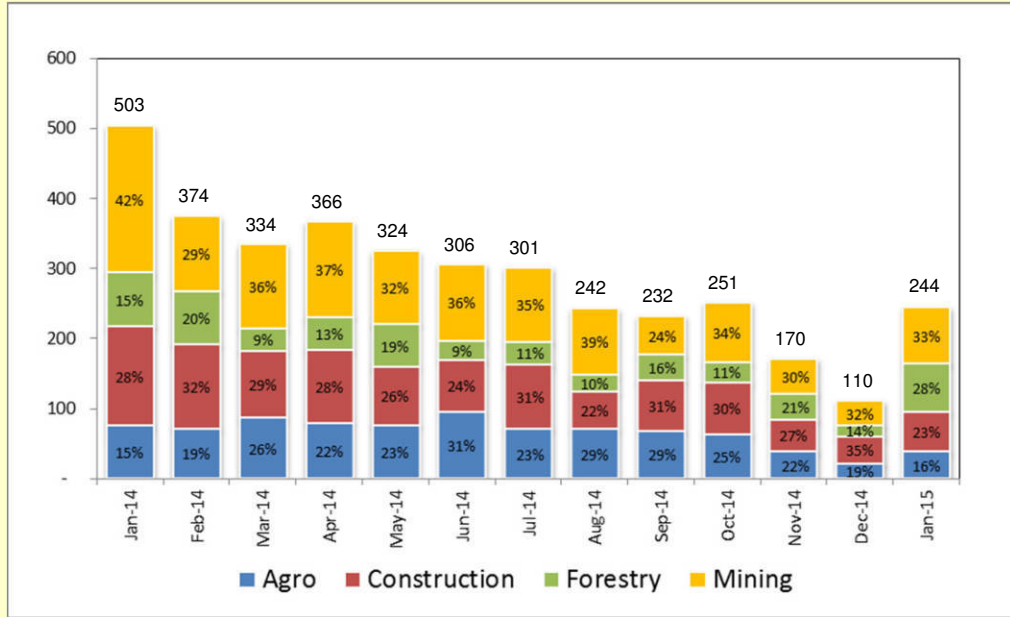


# Historical Performance

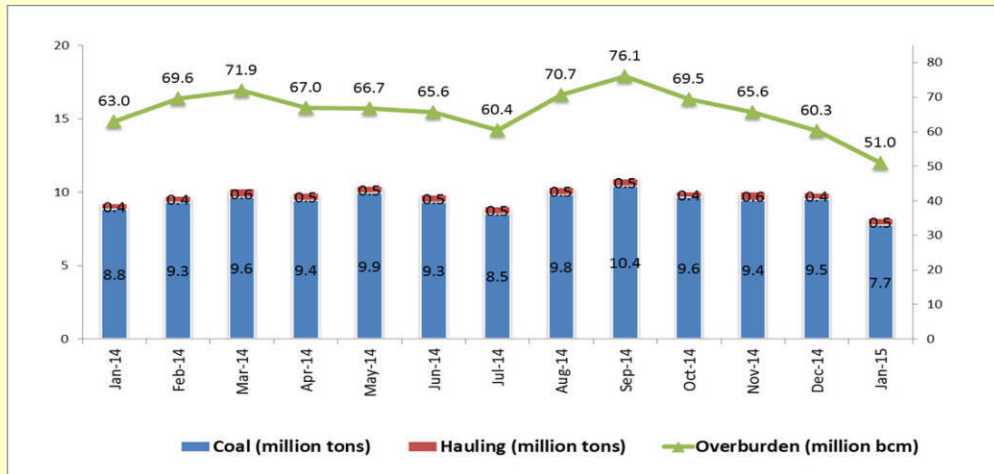


Construction Machinery  
United Tractors

### Historical Komatsu Monthly Sales Volume (in unit)



### Historical Coal Production & Hauling and Overburden Removal



Note: Hauling refers to coal transported by PAMA from mine to stockpile/ jetty, produced by other contractor

Mining Contracting  
Pamapersada Nusantara

