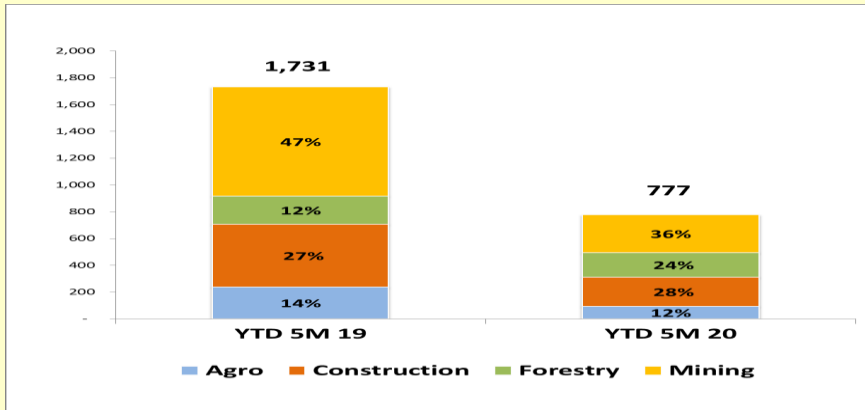


## Operational Updates as of May 2020

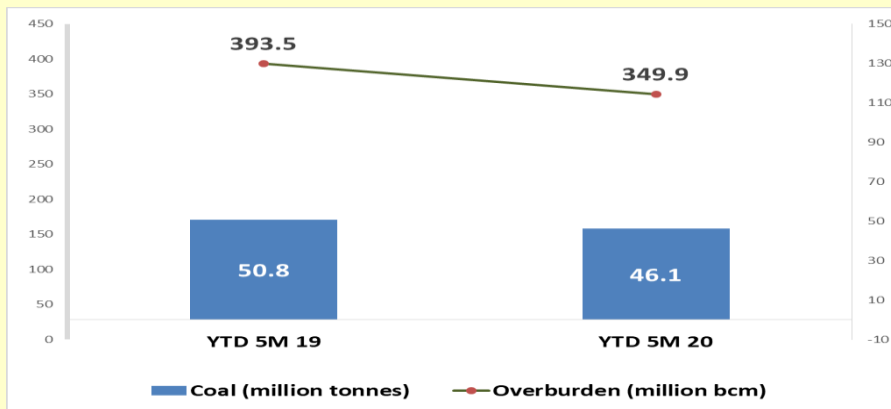
**Construction Machinery**  
United Tractors

### Komatsu YTD Sales Volume (in unit)



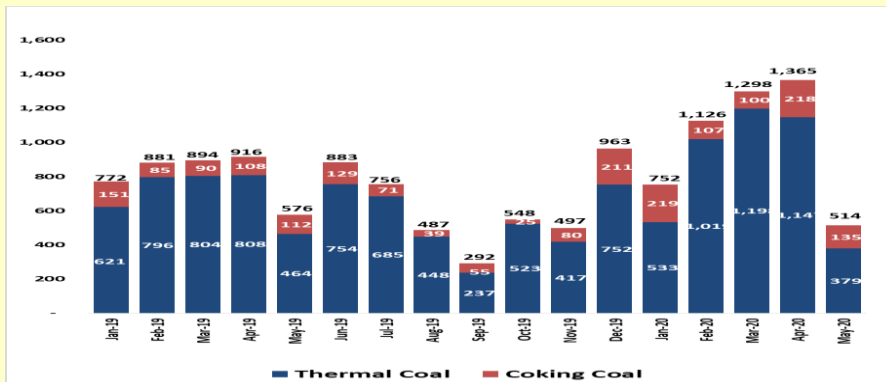
Komatsu monthly sales volume for May 2020 was 60 units. Market share for YTD May 2020 was 34%.

### Coal Production and Overburden Removal



**Mining Contracting**  
Pamapersada Nusantara

### Coal Sales Volume (in thousand tonnes)



Coal Sales Volume

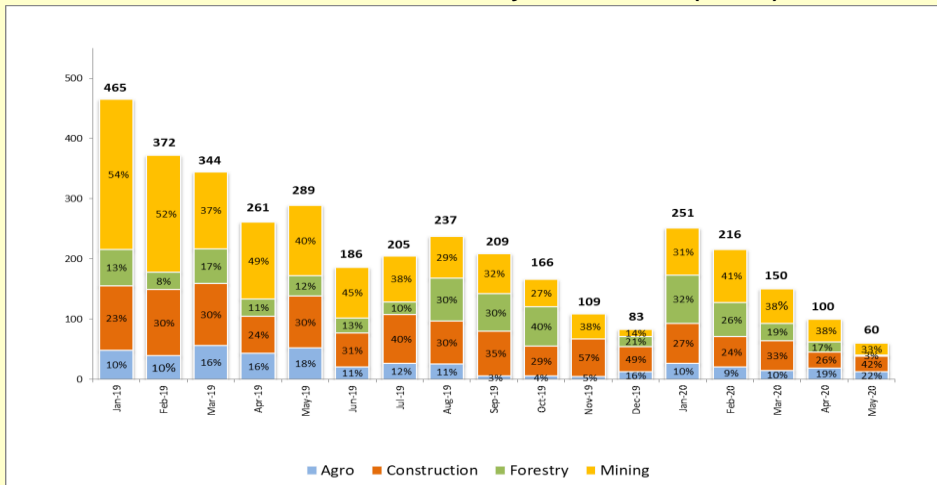
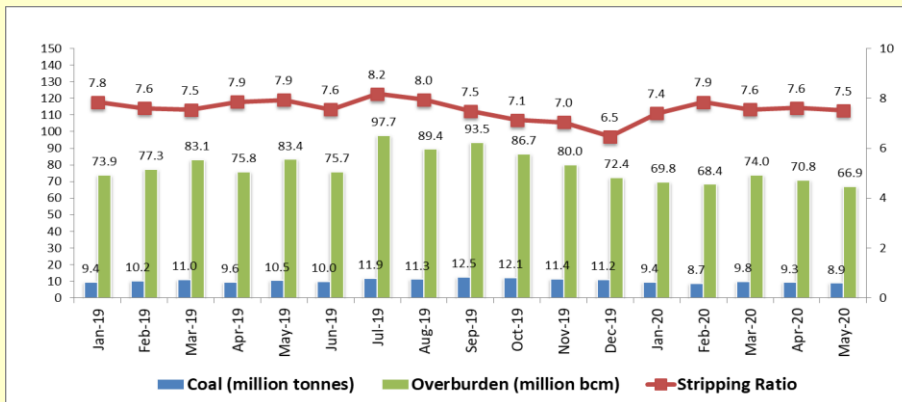
YTD 05M19: 4,038,000 tonnes    YTD 05M20: 5,055,000 tonnes

**Coal Mining**  
Tuah Turangga Agung

**Gold Sales Volume (in thousand ounces)**


Gold Equivalent Ounces (GEOs)  
 YTD 05M19: 165,500 GEOs      YTD 05M20: 153,300 GEOs


**Construction Machinery**  
 United Tractors

**Historical Performance**
**Historical Komatsu Monthly Sales Volume (in unit)**

**Historical Coal Production & Hauling and Overburden Removal**

**Mining Contracting**  
 Pamapersada Nusantara
