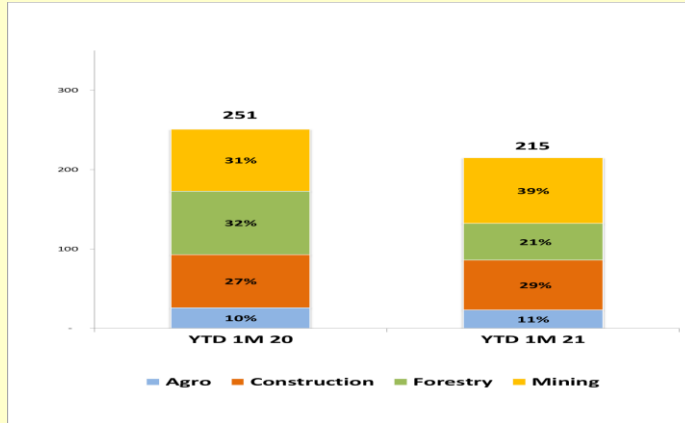


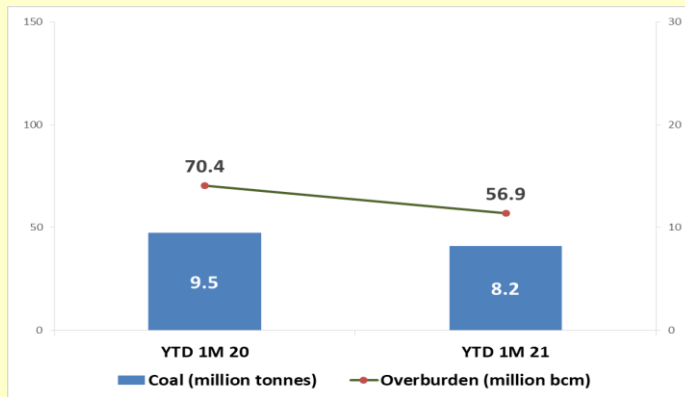
## Operational Updates as of January 2021

### Komatsu YTD Sales Volume (in unit)

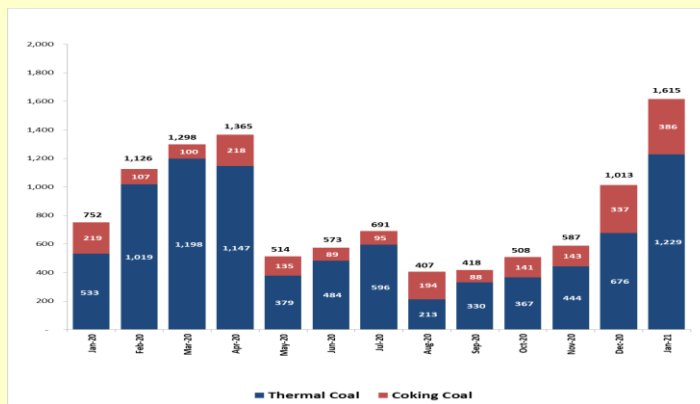


Komatsu monthly sales volume for January 2021 was 215 units. Market share for YTD January 2021 was 22%.

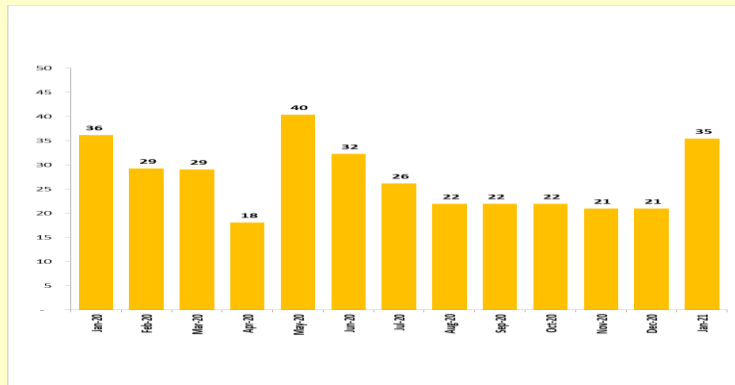
### Coal Production and Overburden Removal



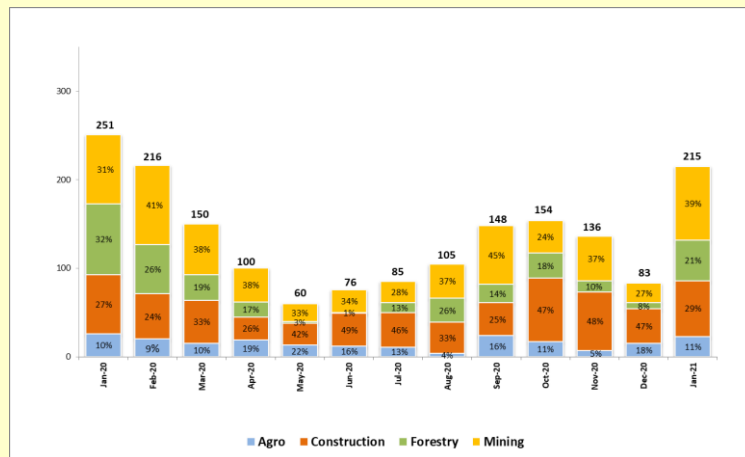
### Coal Sales Volume (in thousand tonnes)



**Coal Sales Volume**  
YTD 1M20: 752,000 tonnes    YTD 1M21: 1,615,000 tonnes

**Gold Sales Volume (in thousand ounces)**


Gold Equivalent Ounces (GEOs)  
 YTD 1M20: 36,200 GEOs      YTD 1M21: 35,500 GEOs


**Historical Performance**
**Historical Komatsu Monthly Sales Volume (in unit)**

**Historical Coal Production & Hauling and Overburden Removal**
